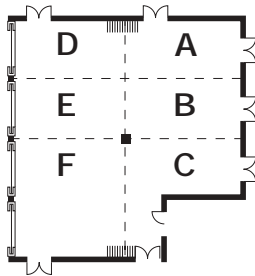
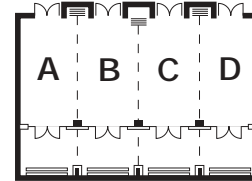


# CALDWELL ROOM



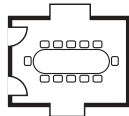
WITH ACCESS TO AN OUTDOOR COURTYARD, THIS ROOM IS PERFECT FOR CORPORATE EVENTS AND SOCIAL GROUPS LARGER THAN 125 GUESTS.

# HAWKINS BROWN ROOM



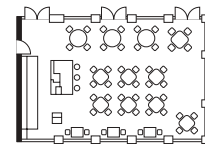
WITH AN OUTDOOR TERRACE, THIS ROOM ACCOMMODATES GROUPS OF 100 OR SMALLER.

# MERCHANTS & MANUFACTURERS ROOM



IDEAL FOR INTIMATE GROUPS OF 14 OR SMALLER, ELEGANT FINE DINING IN AN EXTREMELY PRIVATE SETTING.

# PAVILION



OVERLOOKING THE BEAUTIFULLY LANDSCAPED CLOISTER GARDEN, AN IDEAL LOCATION FOR LUNCHEES AND DINNERS OF FIFTY GUESTS OR LESS.

MEETING ROOMS	DIMENSIONS	SQ. FEET	CONVERTIBLE SEATING CAPACITIES					
			THEATRE	SCHOOLROOM	CONFERENCE	U-SHAPE	COCKTAILS	BANQUET
<b>CALDWELL ROOM</b> CEILING: 12'6" - 10'6"								
CALDWELL	56 X 58	2982	175	100	NA	NA	200	150
SALONS A, B, C, D, E	14 X 28	392	22	12	10	NA	20	20
SALONS DE	26 X 28	728	50	24	20	24	50	30
SALONS AB, BC	28 X 30	840	50	24	20	30	50	30
SALON CF	29 X 56	1358	75	32	30	25	20	65
SALON AD	14 X 56	784	40	NA	NA	NA	40	40
SALON ABC	30 X 43	1290	75	36	40	40	80	64
SALON DEF	26 X 58	1508	100	48	40	45	100	80
SALON ABDE	28 X 56	1568	100	48	40	54	100	80
SALON BCEF	44 X 56	2198	100	48	NA	45	125	80
<b>HAWKINS BROWN ROOM</b> CEILING: 9'6" - 8'6"								
HAWKINS BROWN	27 X 57	1539	100	60	40	NA	100	70
SALONS A, B, C, D	14 X 27	378	25	8	10	NA	25	16
SALONS AB, BC, CD	27 X 28	756	50	24	20	20	50	40
SALONS ABC, BCD	27 X 43	1161	75	36	30	40	75	64
<b>PAVILION</b>								
PAVILION	28 X 42	1176	NA	NA	NA	NA	80	53
<b>MERCHANTS &amp; MANUFACTURERS ROOM</b>								
M & M	14 X 19	266	NA	NA	14	NA	NA	14